

## product information

### New Y-TEX RFID Ear Tag

#### DESCRIPTION:

RFID tags approved for livestock identification are passive tags. They have no battery or power source of their own. Each tag contains a transponder that is activated when introduced into an electromagnetic field produced by an RFID reader. When activated, it will send the transponder's unique chip number to the reader which in turn sends it to the software contained in a computer, electronic scale head or PDA, etc. The unique transponder chip number contained in each ear tag is also printed on the outside of the tag.

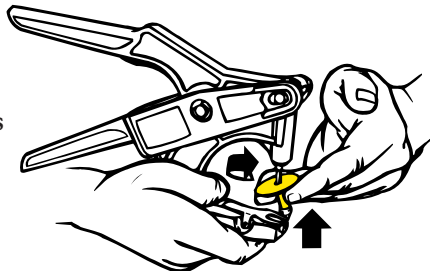
The Y-TEX RFID Tag is ISO 11784 compliant employing full-duplex technology. The transponder is encapsulated in a weather-resistant polyurethane material. The female RFID tag weighs only 6.42 grams. The new Y-TEX RFID tag provides superior read distance, retention and durability.

#### APPLICATION:

Y-TEX RFID tags are applied with the blue Y-TEX UltraTagger<sup>®plus</sup>—just like all Y-TEX two-piece ear tags.

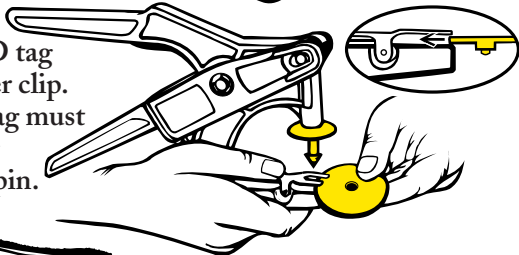
#### Step 1

Seat male button firmly on pin, press down and give a slight twist.



#### Step 2

Place RFID tag firmly under clip. Collar on tag must be pointing away from pin.



#### Step 3

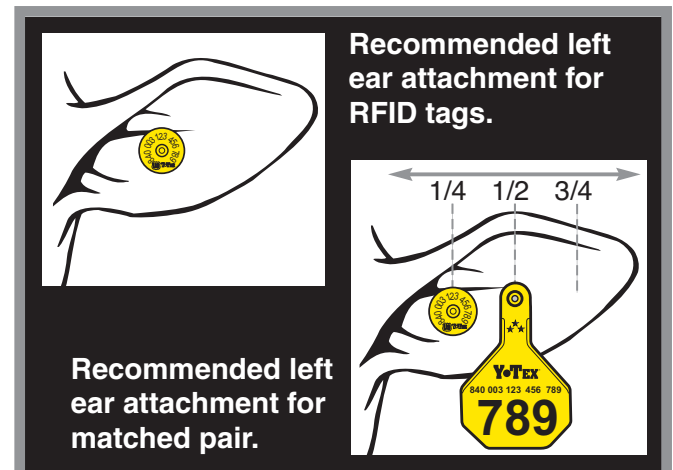
Position applicator over ear and squeeze the handles together.

Ideally, the tag should be attached between the second and third radial cartilage as shown.



Livestock approved RFID tags are passive in nature. This means that they pick up the energy they require from the reader. The reader (also referred to as a scanner) creates an energy field when it is turned on and the transponder in the tag picks up energy when its antenna enters this energy field. The transponder uses the energy to power an integrated circuit attached to its antenna. The transponder's identification number is transmitted by the same antenna to the reader.

Y-TEX RFID tags utilize the Full-Duplex (or FDX) technology. This refers to the transmission of data in two different directions simultaneously (like a telephone when both parties can talk at once). The reader signal and the return transponder signal operate at different frequencies. The continuous reader field results in faster read performance than a Half-Duplex (or HDX) system which transmits data in just one direction at a time. FDX is also less susceptible to interference and, unlike HDX, is not susceptible to the presence of metal which can render HDX inoperable.



Recommended left ear attachment for RFID tags.

Recommended left ear attachment for matched pair.

## COMPONENTS AVAILABLE FOR THE Y-TEX RFID SYSTEM



### Y-TEX Bluetooth® Tag Tracker (BT3)

The TagTracker Bluetooth® wireless handheld reader incorporates the latest in Bluetooth® technology. The reader communicates with any Bluetooth® enabled handheld PDA, PC computer or electronic scale indicator up to 300 feet away—use at chute side or in the field.



### Y-TEX Tag Tracker® 2 Base Station

The TT2 Base Station receives the tag ID from the wireless (TT2) reader and sends the data to the host computer via USB or serial communication ports.



### Y-TEX Tag Tracker® 2 Wireless Reader

The TagTracker® 2 (TT2) is a rugged hand-held wireless RFID reader. The reader is ISO 11785 compliant and reads both FDX and HDX 134.2 kHz transponders. Utilizes Wi-Fi communication.

### Y-TEX Stationary Reader

The stationary reader is self tuning and reads an RFID tag energized by a Y-TEX antenna. It uses serial communication to send the data to a computer, electronic scale indicator, etc. loaded with appropriate herd management software. The Y-TEX Stationary reader is a dual FDX-B and HDX reader that operates in both modes simultaneously.



### Y-TEX Panel Antennas

The panel antenna is available in three sizes. It transmits RFID data to a Stationary Reader as an animal with an RFID device walks past.

Large: 49<sup>1</sup>/<sub>4</sub>" x 33<sup>1</sup>/<sub>2</sub>". Standard: 33<sup>1</sup>/<sub>2</sub>" x 25<sup>1</sup>/<sub>2</sub>".

Sheep: 23<sup>5</sup>/<sub>8</sub>" x 15<sup>3</sup>/<sub>4</sub>".

### Y-TEX Portal Antennas

The portal antenna is available in two sizes and communicates data to a Stationary Reader as an animal with an RFID device walks through.

Wide: 78<sup>3</sup>/<sub>4</sub>" x 42<sup>3</sup>/<sub>4</sub>". Narrow: 78<sup>3</sup>/<sub>4</sub>" x 31<sup>1</sup>/<sub>2</sub>".



1825 Big Horn Avenue, Cody, Wyoming 82414

WEB: [www.ytex.com](http://www.ytex.com) E-mail: [ytexinfo@ytex.com](mailto:ytexinfo@ytex.com) PHONE: 888-600-YTEX

*If you have animals to tag,*  
**IDENTIFY WITH Y-TEX**